

SPARE PARTS CATALOGUE

Service Lifts MTH

RE-530en Vers. 01 (30/04/19)

Service Lifts MTH

Electrical Elements		
Code	Spare Part Name	Image
6604010	2 LEVEL MH PUSH BUTTON PANEL	
6604020	3 LEVEL MH PUSH BUTTON PANEL	
6604030	4 LEVEL MH PUSH BUTTON PANEL	
6604040	5 LEVEL MH PUSH BUTTON PANEL	
6604050	6 LEVEL MH PUSH BUTTON PANEL	
6604810	2 LEVEL PCB PUSH BUTTON PANEL	
6604820	3 LEVEL PCB PUSH BUTTON PANEL	
6604830	4 LEVEL PCB PUSH BUTTON PANEL	
6604840	5 LEVEL PCB PUSH BUTTON PANEL	
6604850	6 LEVEL PCB PUSH BUTTON PANEL	
2012199	AUXILIARY CONTACT NA GE BCLF10	
2012198	AUXILIARY CONTACT NC GE BCLF01	
6628050	CONNECTION BOARD MP/P 4P SWING	
6628060	CONNECTION BOARD MP/P 6P SWING	
2012106	CONTACTOR 230V 12A GE CL01	
2012103	CONTACTOR 230V 9A GE CL00	

Service Lifts MTH

Electrical Elements		
Code	Spare Part Name	Image
5102960	DOOR CONTACT SET <i>Bi-parts door. It replaces old one from Aljo.</i>	
2255153	DOOR SHUNT GERVALL 105	
2255111	DOOR SHUNT WITH SUPPORT GERVALL 96 <i>Swing door.</i>	
5102880	FLAT CABLE MH PUSH BUTTON 4P <i>Only for biparting doors.</i>	
5102890	FLAT CABLE MH PUSH BUTTON 6P <i>Only for biparting doors.</i>	
5303950	FLAT CABLE MTH PUSH BUTTON 4P <i>Only for swing doors.</i>	
5303960	FLAT CABLE MTH PUSH BUTTON 6P <i>Only for swing doors.</i>	
5102970	LEFT DOOR CONTACT SHUNT <i>Bi-parts door. It replaces old one from Aljo.</i>	

Service Lifts MTH

Electrical Elements		
Code	Spare Part Name	Image

2031101 LIMIT SWITCH 1NA+1NC ROL. D4N



2255321 LOCK PRUDHOMME LR180PD
Swing door.


2255322 LOCK PRUDHOMME LR180PG
Swing door.



2255101 MECHANICAL LATERAL LOCK GERVALL 103
Swing door.



6521300 PCB EXP. MP/12
Only for more than 6 levels. Communicate the platform reference number.



6521100 PCB F.A. MP/22
Power source.




Service Lifts MTH

Electrical Elements

Code	Spare Part Name	Image
------	-----------------	-------

6521200 PCB MP/11 P=4
P=6


For more than 6 levels communicate the platform reference number.



2271121 RETRACTABLE CAM MAC Ref. 170



5102980 RIGHT DOOR CONTACT SHUNT
Bi-parts door. It replaces old one from Aljo.



6628110 SHAFT FLAT CABLE 14 WIRES MH L=3 m
L=5 m
L=7 m

For MH up to 4 levels. Standard lenght 3,5,7 m. Other lenght has 2 €/m increase.







6628120 SHAFT FLAT CABLE 18 WIRES MH L=3 m
L=5 m
L=7 m

For MH up to 6 levels. Standard lenght 3,5,7 m. Other lenght has 2 €/m increase.



Service Lifts MTH

Hydraulics Elements		
Code	Spare Part Name	Image
6112202	AH-1VS LOCKING GASKET Ø16 <i>Previous to 1994. Ø18 seal is supplied with PV00035 seals kit.</i>	
6112010	AH-1VS VALVE BLOCK FOR EH <i>Until 66 l/min.</i>	
6310391	CYLINDER SEALS GASKET Ø35 PLATFORM	
6310392	CYLINDER SEALS GASKET Ø40 PLATFORM	
6310393	CYLINDER SEALS GASKET Ø50 PLATFORM	
2123014	ELECTROVALV. EP22C-0,8T 220VAC <i>AH-1VS valve block.</i>	
2182410	HYDRAULIC OIL BIN HM-46, 5 L	

Service Lifts MTH

Hydraulics Elements		
Code	Spare Part Name	Image
2193315	MANOMETER RAD. Ø50 1/4" 0-160 <i>AH-1VS valve block.</i>	
6212600	MANUAL DESCENT PUSH BUTTON <i>AH-1VS valve block.</i>	
6311110	RUPTURE VALVE 1/2"	
PV00035	SEALS KIT VALVE BLOCK AH-1VS <i>Ø18 pistons' seal included.</i>	

Service Lifts MTH

Mechanical Elements		
Code	Spare Part Name	Image
2262202	GUIDE SHOE 100x8 ACLA	
4221002	GUIDE SHOES 8mm <i>Nylon shoe. Differential head.</i>	
2262302	SHOE'S SUPPORT 100 ALUM ACLA	