

## SPARE PARTS CATALOGUE

### Machine Directive Car Lift ECH

RE-590en Vers. 01 (30/04/19)



## Machine Directive Car Lift ECH

Electrical Elements		
Code	Spare Part Name	Image
2012199	AUXILIARY CONTACT NA GE BCLF10	
2012198	AUXILIARY CONTACT NC GE BCLF01	
2971140	BATTERY MODULE TORMAX <i>Only for automatic slat door. Automatic door open for power supply faulty.</i>	
2052705	BATTERY NiCd 12V 1,5Ah AMOPACK	
2012144	CONTACTOR 24V 12A GE CL01	
2012145	CONTACTOR 24V 18A GE CL02	
2012147	CONTACTOR 24V 32A GE CL04	
2290312	EMERGENCY BATTERY MP026	

## Machine Directive Car Lift ECH

Electrical Elements		
Code	Spare Part Name	Image
2035411	EMITTER 1C MUTAN-II <i>Type N1 (No suitable for Mutancode receiver RT).</i>	
2035412	EMITTER 2C MUTAN-II <i>Type N2 (No suitable for Mutancode receiver RT).</i>	
2015334	EXPANS. MODULE 16E/16S-PNP MIL CPM2C <i>INPUT/OUTPUT expansion module.</i>	
PV00037	GEARBOX TORMAX Ref.405974 <i>Only for slat doors. Only the motorgear is supplied.</i>	
2034151	PHOTOELECTRIC CURTAIN H1800 F3E-16 <i>Platform number needed in order to program the curtain properly. (Whitout cables)</i>	
2031101	LIMIT SWITCH 1NA+1NC ROL. D4N	

## Machine Directive Car Lift ECH

Electrical Elements		
Code	Spare Part Name	Image
2255123	LOCK GERVALL 96 CD <i>Only for slat door.</i>	
2255124	LOCK GERVALL 96 CI <i>Only for slat door.</i>	
2030201	MAGNETIC DETECTOR 1NA STEM <i>SZS, SI and SS Sensors.</i>	
6524100	PCB MEP09 <i>Communicate version/door type/platform model (DH or ECH)</i>	
6648210	PCB MEP09/CAB	<p>Vers=2</p> <p>Vers=3</p> 
2016121	PHASE AND PTC CONTROL RELAY 230V FANOX ST2-D <i>Voltage: 230 AC 3-phase.</i>	
2016122	PHASE AND PTC CONTROL RELAY 400V FANOX ST4-D <i>Voltage: 400 AC 3-phase.</i>	

## Machine Directive Car Lift ECH

Electrical Elements		
Code	Spare Part Name	Image
2971131	PHOTOCELL TORMAX 7402 <i>Only for automatic slat door.</i>	
2015301	PLC 6E/4S-R 24V CPM2C <i>Lift number needed to program with the right version.</i>	
PV00021	RECEIVER 230VAC 1C MUTANCODE <i>RN type for N1 emitter (suitable with Mutancode T1 emitter).</i>	
2035401	RECEIVER 230VAC 2C MUTAN-II <i>Type RN42 for N1/N2 emitter (Suitable for Mutancode T1 and T2 emitters).</i>	
2018301	SAFETY MODULE CARLO GAVAZZI NA12DLIFT <i>MRS module.</i>	
2971110	SLAT DOOR OPERATOR TORMAX <i>Only for slat doors. Kit supplied with PCB and motorgear.</i>	

**Machine Directive Car Lift ECH**

Electrical Elements		
Code	Spare Part Name	Image

2010301 TIMER RELAY Y-D START GE NMETV







PV00036 TORMAX CONTROL UNIT Ref.405985  
*Only for slat doors. Only the PCB is supplied.*



## Machine Directive Car Lift ECH

Hydraulics Elements		
Code	Spare Part Name	Image
6112010	AH-1VS VALVE BLOCK FOR EH <i>Until 66 l/min. Need to inform if it is for ECH platform.</i>	
6112020	AH-1VS VALVE BLOCK FOR EH YD <i>Until 66 l/min. Need to inform if it is for ECH platform.</i>	
6350708	LIFT CYLINDER SEALS GASKET Ø130	
6350709	LIFT CYLINDER SEALS GASKET Ø150	
6350703	LIFT CYLINDER SEALS GASKET Ø80	
6350704	LIFT CYLINDER SEALS GASKET Ø90	
6370803	LIFT CYLINDER SEALS GASKET T260	
6370804	LIFT CYLINDER SEALS GASKET T270	
6380803	LIFT CYLINDER SEALS GASKET T360	
6380804	LIFT CYLINDER SEALS GASKET T370	
2123111	ELECTROVALV. 012C-2 24VAC <i>Y-D electrovalve for AH-1VS valve block for ECH platform.</i>	
2123016	ELECTROVALV. EP22C-0,8T 24VDC <i>AH-1VS valve block. Descente and emergency.</i>	

**Machine Directive Car Lift ECH**

Hydraulics Elements		
Code	Spare Part Name	Image
2182420	HYDRAULIC OIL BIN HM-46, 20 L	
2193315	MANOMETER RAD. Ø50 1/4" 0-160 <i>AH-1VS valve block.</i>	
6212600	MANUAL DESCENT PUSH BUTTON <i>AH-1VS valve block.</i>	
2195102	PRESSURE TRANSDUCER 160bar KELLER	
PV00035	SEALS KIT VALVE BLOCK AH-1VS <i>Ø18 pistons' seal included.</i>	




## Machine Directive Car Lift ECH

Hydraulics Elements		
Code	Spare Part Name	Image

1431061 TUBE Ø6x1,1 DIN2391 ST-37 NBK 1  
*Connection pipe for parachute valve. L=6 m.*



## Machine Directive Car Lift ECH

Mechanical Elements		
Code	Spare Part Name	Image
3209050	IPE160 ROLLER SET Ø143 <i>Diameter depends on the interior of IPE160 profile.</i>	
3209060	IPE160 ROLLER SET Ø145 <i>Diameter depends on the interior of IPE160 profile.</i>	
3209070	IPE160 ROLLER SET Ø147 <i>Diameter depends on the interior of IPE160 profile.</i>	